


Available from Sherwood Electronics Ltd DIN 41612 Types B & C, and Half B & C connectors. 32, 64 & 96 way, Male and Female versions.

**BF32T42A**



Type B Female 32 Way ST Solder Pin  
Row A Loaded : C2

**BF64T42AB**




Type B Female 64 Way ST Solder Pin  
Row A + B Loaded : C2

**BM32W2A**




Type B Male 32 Way RTA PCB Mount  
Row A Loaded : C2

**BM64W2AB**




Type B Male 64 Way RTA PCB Mount  
Row A + B Loaded : C2

**CM64W2AC**




Type C Male 64 Way RTA PCB Mount  
Row A + C Loaded : C2

**CM96W2ABC**




Type C Male 96 Way RTA PCB Mount  
Row A + B + C Loaded : C2

**CF64T42AC**




Type C Female 64 Way ST Solder Pin  
Row A + C Loaded : C2

**CF96T42ABC**




Type C Female 96 Way ST Solder Pin  
Row A + B + C Loaded : C2

**BHF32T42AB**




Type Half B Female 32 Way ST Solder Pin  
Row A + B Loaded : C2

**BHM32W2AB**




Type Half B Male 32 Way RTA PCB Mount  
Row A + B Loaded : C2

**CHM32W2AC**



Type Half C Male 32 Way RTA PCB Mount  
Row A + C Loaded : C2

**CHM48W2ABC**



Type Half C Male 48 Way RTA PCB Mount  
Row A + B + C Loaded : C2